

# From Ordinal Ranking to Binary Classification

林軒田

Hsuan-Tien Lin

Learning Systems Group, California Institute of Technology

Talk at CS Department, National Chiao Tung University  
March 26, 2008

---

*Benefited from joint work with Dr. Ling Li (ALT'06, NIPS'06)  
& discussions with Prof. Yaser Abu-Mostafa and Dr. Amrit Pratap*



# Outline

- 1 **Introduction to Machine Learning**
- 2 The Ordinal Ranking Setup
- 3 Reduction from Ordinal Ranking to Binary Classification
  - Algorithmic Usefulness of Reduction
  - Theoretical Usefulness of Reduction
  - Experimental Performance of Reduction
- 4 Conclusion



# Apple, Orange, or Strawberry?



?



apple



orange

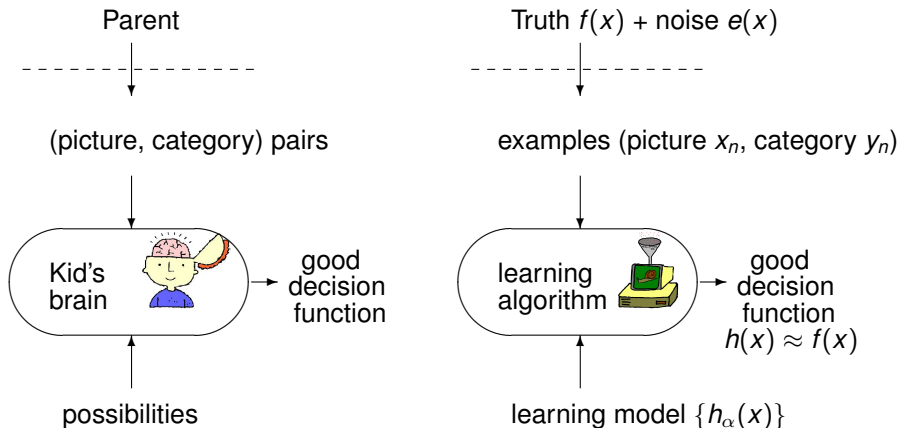


strawberry

**how can machine learn to classify?**



## Supervised Machine Learning



challenge:

see only  $\{(x_n, y_n)\}$  without knowing  $f(x)$  or  $e(x)$

$\Rightarrow$  ? **generalize** to unseen  $(x, y)$  w.r.t.  $f(x)$



# Machine Learning Research

- What can the machines learn? (application)
  - concrete:  
computer vision, architecture optimization, information retrieval, bio-informatics, computational finance, ...
  - abstract setups:  
classification, regression, ...
- How can the machines learn? (algorithm)
  - faster
  - better **generalization**
- Why can the machines learn? (theory)
  - paradigms:  
statistical learning, reinforcement learning, ...
  - generalization guarantees

**new opportunities keep coming  
from new applications/setup**



# Outline

- 1 Introduction to Machine Learning
- 2 The Ordinal Ranking Setup**
- 3 Reduction from Ordinal Ranking to Binary Classification
  - Algorithmic Usefulness of Reduction
  - Theoretical Usefulness of Reduction
  - Experimental Performance of Reduction
- 4 Conclusion



## Which Age-Group?



2



infant (1)



child (2)



teen (3)



adult (4)

**rank: a finite ordered set of labels**  $\mathcal{Y} = \{1, 2, \dots, K\}$



# Properties of Ordinal Ranking (1/2)

ranks represent **order** information



infant (1)

<



child (2)

<



teen (3)

<



adult (4)

**general multiclass classification cannot properly use order information**





## Hot or Not?

<http://www.hotornot.com>

Rate People

Meet People

Best Of

Meet Jim and James

# HOT or NOT.

Select a rating to see the next picture.

NOT  1  2  3  4  5  6  7  8  9  10 HOT

Show me



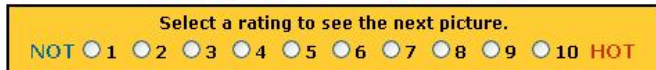
**rank: natural representation of human preferences**



# Properties of Ordinal Ranking (2/2)

ranks do **not** carry numerical information

- rating 9 not 2.25 times “hotter” than rating 4



- actual metric hidden



infant  
(ages 1–3)



child  
(ages 4–12)



teen  
(ages 13–19)



adult  
(ages 20–)

**general metric regression deteriorates  
without correct numerical information**



# How Much Did You Like These Movies?

<http://www.netflix.com>

Get Recommendations (27) **Rate Movies** Movies You've Rated (5)

How much did you like these movies?

Intro

Step 1

**Step 2**

Step 3

Finish

The Wedding Planner



How to Lose a Guy in 10 Days



Sweet Home Alabama



Pretty Woman



**goal: use “movies you’ve rated” to automatically predict your preferences (ranks) on future movies**



# Ordinal Ranking Setup

## Given

$N$  examples (input  $x_n$ , rank  $y_n$ )  $\in \mathcal{X} \times \mathcal{Y}$

- age-group:  $\mathcal{X} = \text{encoding}(\text{human pictures})$ ,  $\mathcal{Y} = \{1, \dots, 4\}$
- hotornot:  $\mathcal{X} = \text{encoding}(\text{human pictures})$ ,  $\mathcal{Y} = \{1, \dots, 10\}$
- netflix:  $\mathcal{X} = \text{encoding}(\text{movies})$ ,  $\mathcal{Y} = \{1, \dots, 5\}$

## Goal

an ordinal ranker (decision function)  $r(x)$  that “closely predicts” the ranks  $y$  associated with some **unseen** inputs  $x$

**ordinal ranking: a hot and important research problem**



# Importance of Ordinal Ranking

- relatively new for machine learning
- connecting classification and regression
- matching human preferences—many applications in social science, information retrieval, recommendation systems, . . .

Get Recommendations (27) Rate Movies Movies You've Rated (5)

How much did you like these movies?

Intro Step 1 **Step 2** Step 3 Finish

<p>The Wedding Planner</p>  <p>☆☆☆☆☆</p>	<p>How to Lose a Guy in 10 Days</p>  <p>☆☆☆☆☆</p>	<p>Sweet Home Alabama</p>  <p>☆☆☆☆☆</p>	<p>Pretty Woman</p>  <p>☆☆☆☆☆</p>
---	--	--	--

**Ongoing Heat: Netflix Million Dollar Prize**



# Ongoing Heat: Netflix Million Dollar Prize (since 10/2006)

## Given

each user  $u$  (480,189 users) rates  $N_u$  (from tens to thousands) movies  $x$ —a total of  $\sum_u N_u = 100,480,507$  examples

## Goal

personalized ordinal rankers  $r_u(x)$  evaluated on 2,817,131 “unseen” queries  $(u, x)$

## Leaderboard

 Display top  leaders.

Rank	Team Name	Best Score	% Improvement	Last Submit Time
--	No Grand Prize candidates yet	--	--	--
<b>Grand Prize - RMSE &lt;= 0.8563</b>				
1	<a href="#">When Gravity and Dinosaurs Unite</a>	0.8686	8.70	2008-02-12 12:03:24
2	<a href="#">BellKor</a>	0.8686	8.70	2008-02-26 23:26:28
3	<a href="#">Gravity</a>	0.8708	8.47	2008-02-06 14:12:44

the first team being 10% better than original Netflix system gets **a million USD**



# Cost of Wrong Prediction

- ranks carry no numerical information: how to say “better”?
- artificially quantify the **cost** of being wrong

e.g. loss of customer royalty when the system says ★★★★★ but you feel ★★☆☆☆

- cost vector  $\mathbf{c}$  of example  $(x, y, \mathbf{c})$ :  
 $\mathbf{c}[k]$  = cost when predicting  $(x, y)$  as rank  $k$   
 e.g. for ( Sweet Home Alabama , ★★☆☆☆ ), a proper cost is  $\mathbf{c} = (1, 0, 2, 10, 15)$

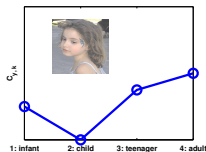
**closely predict: small testing cost**



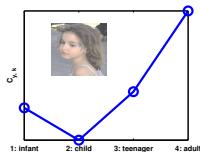
# Ordinal Cost Vectors

For an ordinal example  $(x, y, \mathbf{c})$ , the cost vector  $\mathbf{c}$  should

- follow the rank  $y$ :  $\mathbf{c}[y] = 0$ ;  $\mathbf{c}[k] \geq 0$
- respect the ordinal information: V-shaped (**ordinal**) or even convex (**strongly ordinal**)



V-shaped: pay more when predicting further away



convex: pay **increasingly** more when further away

$\mathbf{c}[k] = \mathbb{I}[y \neq k]$	$\mathbf{c}[k] =  y - k $	$\mathbf{c}[k] = (y - k)^2$
classification:	absolute:	squared (Netflix):
ordinal	strongly ordinal	strongly ordinal
$(1, 0, 1, 1, 1)$	$(1, 0, 1, 2, 3)$	$(1, 0, 1, 4, 9)$





# Our Contributions

*a theoretical and algorithmic foundation of ordinal ranking, which ...*

- provides a methodology for designing new ordinal ranking algorithms with **any** ordinal cost **effortlessly**
- takes many existing ordinal ranking algorithms as **special cases**
- introduces **new theoretical guarantee** on the generalization performance of ordinal rankers
- leads to **superior experimental results**

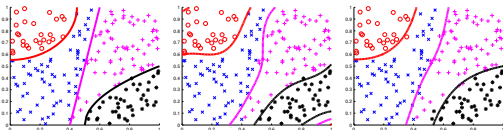


Figure: truth; traditional algorithm; our algorithm



# Central Idea: Reduction



(iPod)



(adapter)



(cassette player)

complex ordinal ranking problems



(reduction)

simpler binary classification problems  
with well-known results on models,  
algorithms, and theories

**If I have seen further it is by  
standing on the shoulders of Giants—I. Newton**



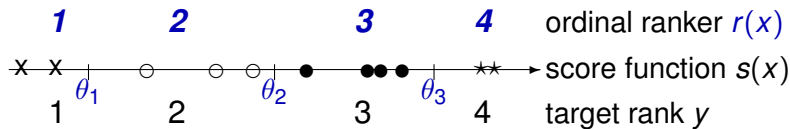
# Outline

- 1 Introduction to Machine Learning
- 2 The Ordinal Ranking Setup
- 3 Reduction from Ordinal Ranking to Binary Classification**
  - Algorithmic Usefulness of Reduction
  - Theoretical Usefulness of Reduction
  - Experimental Performance of Reduction
- 4 Conclusion



# Threshold Model

- If we can first get an ideal score  $s(x)$  of a movie  $x$ , how can we construct the discrete  $r(x)$  from an analog  $s(x)$ ?



quantize  $s(x)$  by some **ordered** threshold  $\theta$

- commonly used in previous work:
  - threshold perceptrons (PRank, Crammer and Singer, 2002)
  - threshold hyperplanes (SVOR, Chu and Keerthi, 2005)
  - threshold ensembles (ORBoost, Lin and Li, 2006)

**threshold model:**  $r(x) = \min \{k : s(x) < \theta_k\}$



# Key of Reduction: Associated Binary Queries

getting the rank using a threshold model

- ① is  $s(x) > \theta_1$ ? **Yes**
- ② is  $s(x) > \theta_2$ ? **No**
- ③ is  $s(x) > \theta_3$ ? **No**
- ④ is  $s(x) > \theta_4$ ? **No**

generally, how do we query the rank of a movie  $x$ ?

- ① is movie  $x$  better than rank 1? **Yes**
- ② is movie  $x$  better than rank 2? **No**
- ③ is movie  $x$  better than rank 3? **No**
- ④ is movie  $x$  better than rank 4? **No**

**associated binary queries:**

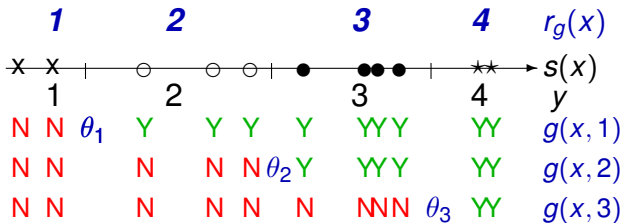
**is movie  $x$  better than rank  $k$ ?**



# More on Associated Binary Queries

say, the machine uses  $g(x, k)$  to answer the query  
*“is movie  $x$  better than rank  $k$ ?”*  
 e.g. threshold model  $g(x, k) = \text{sign}(s(x) - \theta_k)$

- $K - 1$  binary classification problems w.r.t. each  $k$



- let  $((x, k), (z)_k)$  be binary examples
  - $(x, k)$ : extended input w.r.t.  $k$ -th query
  - $(z)_k$ : desired binary answer Y/N

**If  $g(x, k) = (z)_k$  for all  $k$ ,**  
**we can compute  $r_g(x)$  from  $g(x, k)$  s.t.  $r_g(x) = y$ .**



# Computing Ranks from Associated Binary Queries

when  $g(x, k)$  answers “*is movie  $x$  better than rank  $k$ ?*”

Consider  $(g(x, 1), g(x, 2), \dots, g(x, K-1))$ ,

- consistent predictions: (Y, Y, N, N, N, N, N)
- extracting the rank:
  - minimum index searching:  $r_g(x) = \min \{k : g(x, k) = \text{N}\}$
  - counting:  $r_g(x) = 1 + \sum_k \mathbb{I}[g(x, k) = \text{Y}]$
- two approaches equivalent for consistent predictions
- noisy/inconsistent predictions? e.g. (Y, N, Y, Y, N, N, Y)

**counting: simpler to analyze and robust to noise**



# The Counting Approach

Say  $y = 5$ , i.e.,  $((z)_1, (z)_2, \dots, (z)_7) = (Y, Y, Y, Y, N, N, N)$

- if  $g_1(x, k)$  reports  $(Y, Y, N, N, N, N, N)$ 
  - $g_1(x, k)$  made 2 errors
  - $r_{g_1}(x) = 3$ ; absolute cost = 2

absolute cost = # of binary classification errors

- if  $g_2(x, k)$  reports  $(Y, N, Y, Y, N, N, Y)$ 
  - $g_2(x, k)$  made 2 errors
  - $r_{g_2}(x) = 5$ ; absolute cost = 0

absolute cost  $\leq$  # of binary classification errors

If  $(z)_k = \text{desired answer}$  &  $r_g$  computed by counting,

$$|y - r_g(x)| \leq \sum_{k=1}^{K-1} \mathbb{I}[(z)_k \neq g(x, k)].$$





# Binary Classification Error v.s. Ordinal Ranking Cost

Say  $y = 5$ , i.e.,  $((z)_1, (z)_2, \dots, (z)_7) = (Y, Y, Y, Y, N, N, N)$

- if  $g_1(x, k)$  reports  $(Y, Y, N, N, N, N, N)$ 
  - $g_1(x, k)$  made 2 errors
  - $r_{g_1}(x) = 3$ ; **squared** cost = 4
- if  $g_3(x, k)$  reports consistent predictions  $(Y, N, N, N, N, N, N)$ 
  - $g_3(x, k)$  made 3 errors
  - $r_{g_3}(x) = 2$ ; **squared** cost = 9

now 1 error can introduce up to 5 more in cost  
**—how to take this into account?**



# Importance of Associated Binary Queries

$(z)_k$	Y	Y	Y	Y	N	N	N	
$g_1(x, k)$	Y	Y	N	N	N	N	N	$\mathbf{c}[r_{g_1}(x)] = \mathbf{c}[3] = 4$
$g_3(x, k)$	Y	N	N	N	N	N	N	$\mathbf{c}[r_{g_3}(x)] = \mathbf{c}[2] = 9$
$(w)_k$	7	5	3	1	1	3	5	

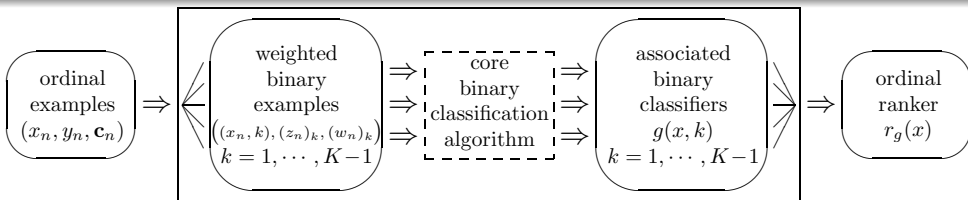
- $(w)_k \equiv |\mathbf{c}[k+1] - \mathbf{c}[k]|$ : the importance of  $((x, k), (z)_k)$
- per-example cost bound (Li and Lin, 2007; Lin, 2008):  
for **consistent predictions** or **strongly ordinal costs**

$$\mathbf{c}[r_g(x)] \leq \sum_{k=1}^{K-1} (w)_k \mathbb{I}[(z)_k \neq g(x, k)]$$

**accurate binary predictions  $\implies$  correct ranks**



# The Reduction Framework (1/2)

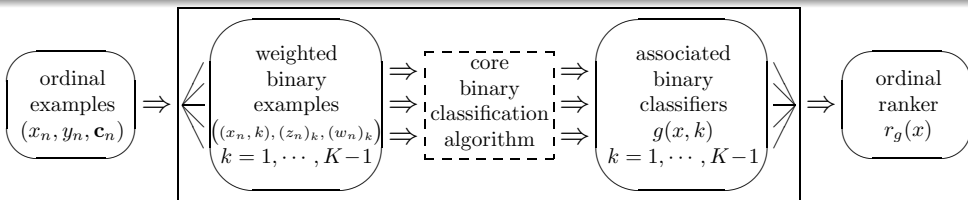


- 1 transform ordinal examples  $(x_n, y_n, \mathbf{c}_n)$  to weighted binary examples  $((x_n, k), (z_n)_k, (w_n)_k)$
- 2 apply your favorite algorithm and get one big joint binary classifier  $g(x, k)$
- 3 for each new input  $x$ , predict its rank using  $r_g(x) = 1 + \sum_k \mathbb{I}[g(x, k) = \mathbf{Y}]$

**the reduction framework:  
systematic & easy to implement**



# The Reduction Framework (2/2)



- performance guarantee:**  
 accurate binary predictions  $\implies$  correct ranks
- wide applicability:**  
 works with any ordinal  $\mathbf{c}$  & any binary classification algorithm
- simplicity:**  
 mild computation overheads with  $O(NK)$  binary examples
- up-to-date:**  
 allows new improvements in binary classification to be immediately inherited by ordinal ranking



# Theoretical Guarantees of Reduction (1/3)

- is reduction a practical approach? **YES!**

**error transformation theorem** (Li and Lin, 2007)

For **consistent predictions** or **strongly ordinal costs**,  
if  $g$  makes test error  $\Delta$  in the induced binary problem,  
then  $r_g$  pays test cost at most  $\Delta$  in ordinal ranking.

- a one-step extension of the per-example cost bound
- conditions: general and minor
- performance guarantee in the absolute sense:

accuracy in binary classification  $\implies$  correctness in ordinal ranking

Is reduction really **optimal**?

—what if the induced binary problem is “too hard”?



## Theoretical Guarantees of Reduction (2/3)

- is reduction an optimal approach? **YES!**

regret transformation theorem (Lin, 2008)

For a general class of **ordinal costs**,  
 if  $g$  is  $\epsilon$ -close to the optimal binary classifier  $g_*$ ,  
 then  $r_g$  is  $\epsilon$ -close to the optimal ordinal ranker  $r_*$ .

- error guarantee in the relative setting:

regardless of the absolute hardness of the induced binary prob.,  
 optimality in binary classification  $\implies$  optimality in ordinal ranking

- reduction does not introduce additional hardness

“reduction to binary” sufficient, but necessary?  
 i.e., is reduction a **principled** approach?



# Theoretical Guarantees of Reduction (3/3)

- is reduction a principled approach? **YES!**

equivalence theorem (Lin, 2008)

For a general class of **ordinal costs**,  
ordinal ranking is learnable by a learning model  
**if and only if** binary classification is learnable by the  
associated learning model.

- a surprising equivalence:

ordinal ranking is **as easy as** binary classification

reduction to binary classification:  
**practical, optimal, and principled**



# Outline

- 1 Introduction to Machine Learning
- 2 The Ordinal Ranking Setup
- 3 Reduction from Ordinal Ranking to Binary Classification**
  - **Algorithmic Usefulness of Reduction**
  - Theoretical Usefulness of Reduction
  - Experimental Performance of Reduction
- 4 Conclusion





# Unifying Existing Algorithms

ordinal ranking = reduction + cost + binary classification

ordinal ranking	cost	binary classification algorithm
PRank (Crammer and Singer, 2002)	absolute	modified perceptron rule
kernel ranking (Rajaram et al., 2003)	classification	modified hard-margin SVM
SVOR-EXP SVOR-IMC (Chu and Keerthi, 2005)	classification absolute	modified soft-margin SVM
ORBoost-LR ORBoost-All (Lin and Li, 2006)	classification absolute	modified AdaBoost

- correctness proof significantly simplified (PRank)
- algorithmic structure revealed (SVOR, ORBoost)

**variants of existing algorithms can be designed quickly by tweaking reduction**

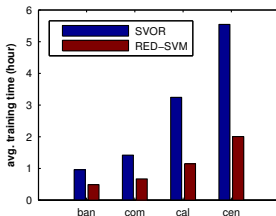


# Designing New Algorithms Effortlessly

ordinal ranking = reduction + cost + binary classification

ordinal ranking	cost	binary classification algorithm
Reduction-C4.5	absolute	standard C4.5 decision tree
Reduction-SVM	absolute	standard soft-margin SVM

SVOR (modified SVM) v.s. Reduction-SVM (standard SVM):



**advantages of core binary classification algorithm  
inherited in the new ordinal ranking one**



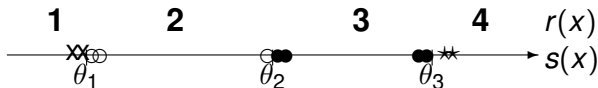
# Outline

- 1 Introduction to Machine Learning
- 2 The Ordinal Ranking Setup
- 3 Reduction from Ordinal Ranking to Binary Classification**
  - Algorithmic Usefulness of Reduction
  - **Theoretical Usefulness of Reduction**
  - Experimental Performance of Reduction
- 4 Conclusion

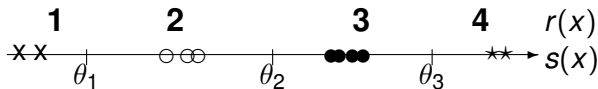


# Recall: Threshold Model

- “bad” ordinal ranker: predictions close to thresholds  
—small noise changes prediction



- “good” ordinal ranker: clear separation using thresholds



**next: good ordinal ranker  $\implies$  small expected test cost**



# Proving New Generalization Theorems

## Ordinal Ranking (Li and Lin, 2007)

For SVOR or Reduction-SVM,  
with probability  $> 1 - \delta$ ,

$$\begin{aligned} & \text{expected test abs. cost of } r \\ & \leq \underbrace{\frac{1}{N} \sum_{n=1}^N \sum_{k=1}^{K-1} \mathbb{I}[\bar{\rho}(r(x_n), y_n, k) \leq \Phi]}_{\text{"goodness" in training}} \\ & + \underbrace{O\left(\text{poly}\left(K, \frac{\log N}{\sqrt{N}}, \frac{1}{\Phi}, \sqrt{\log \frac{1}{\delta}}\right)\right)}_{\text{deviation that decreases with more examples}} \end{aligned}$$

## Bi. Class. (Bartlett and Shawe-Taylor, 1998)

For SVM,  
with probability  $> 1 - \delta$ ,

$$\begin{aligned} & \text{expected test err. of } g \\ & \leq \underbrace{\frac{1}{N} \sum_{n=1}^N \mathbb{I}[\bar{\rho}(g(x_n), y_n) \leq \Phi]}_{\text{"goodness" in training}} \\ & + \underbrace{O\left(\text{poly}\left(\frac{\log N}{\sqrt{N}}, \frac{1}{\Phi}, \sqrt{\log \frac{1}{\delta}}\right)\right)}_{\text{deviation that decreases with more examples}} \end{aligned}$$

**new ordinal ranking theorem**  
= reduction + any cost + bin. thm. + math derivation

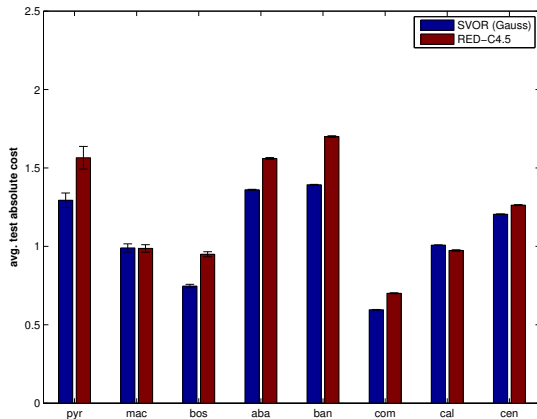


# Outline

- 1 Introduction to Machine Learning
- 2 The Ordinal Ranking Setup
- 3 Reduction from Ordinal Ranking to Binary Classification**
  - Algorithmic Usefulness of Reduction
  - Theoretical Usefulness of Reduction
  - **Experimental Performance of Reduction**
- 4 Conclusion



# Reduction-C4.5 v.s. SVOR

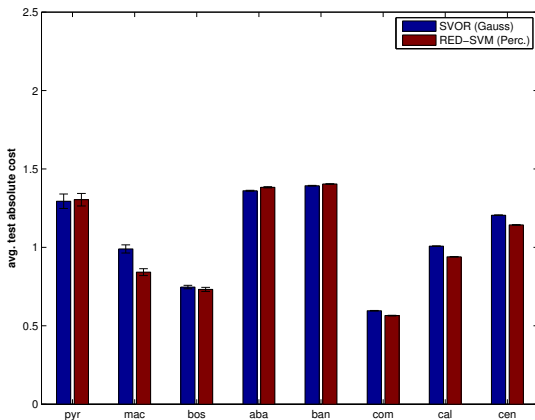


- C4.5: a (too) simple binary classifier  
—decision trees
- SVOR:  
state-of-the-art ordinal ranking algorithm

**even simple Reduction-C4.5  
sometimes beats SVOR**



# Reduction-SVM v.s. SVOR



- SVM: one of the most powerful binary classification algorithms
- SVOR: state-of-the-art ordinal ranking algorithm extended from modified SVM

**Reduction-SVM without modification  
often better than SVOR and faster**





# Outline

- 1 Introduction to Machine Learning
- 2 The Ordinal Ranking Setup
- 3 Reduction from Ordinal Ranking to Binary Classification
  - Algorithmic Usefulness of Reduction
  - Theoretical Usefulness of Reduction
  - Experimental Performance of Reduction
- 4 **Conclusion**



# Conclusion

- reduction framework:  
**practical, optimal, and principled**
- algorithmic reduction:
  - take existing ones as **special cases**
  - design new and better ones **easily**
- theoretic reduction:
  - **new generalization guarantee** of ordinal rankers
- **superior** experimental results:  
better performance and faster training time

**reduction keeps ordinal ranking up-to-date**

